




# 7000

S E R I E S

WOOD

The beauty of premium handcrafted carriage house wood doors.



*Custom wood, stained finish, decorative hardware*

# handcrafted wood doors



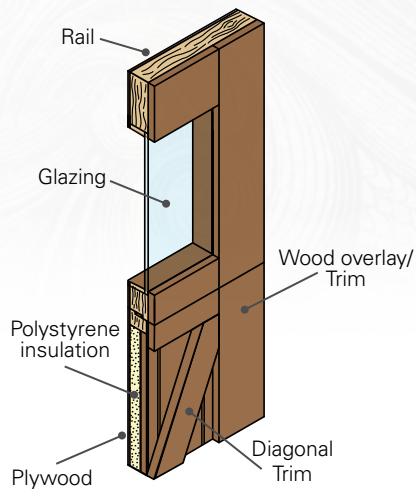
## 7000 Series

### architectural details for homes of distinction

The 7000 Series wood doors combine the convenience of modern sectional doors with the classic appearance of swing-open carriage house style wood doors.

Our Amish craftsmen in Mt. Hope, Ohio, and our northwest wood artisans in Centralia, Washington, hand-build beautiful wood doors to your specification with thorough attention to every detail.

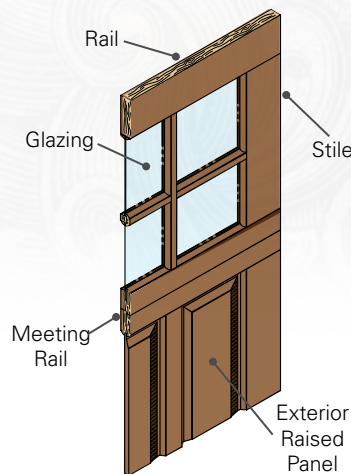
### door construction



**Premium Construction**  
Models  
7400-7412

**Paint or stain grade, insulation standard.**

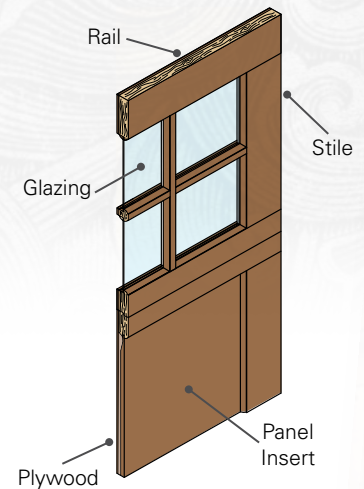
2" four-layer construction. Polystyrene insulation provides an R-value of up to 4.75.



**Premium Construction**  
Models  
7420 Wide - 7421 Narrow

**Paint or stain grade.**

1-3/8" thick rail and stile construction with panel inserts.



**Standard Construction**  
Model  
7100 - 7105

**Paint or stain grade, insulation optional.**

1-5/8" thick rail and stile construction with panel inserts.

# quality

As one of the largest makers of wood garage doors, we make a point to be involved in the complete lifecycle of every wood door. We use a combination of premium woods in our doors to enhance the look and performance. You can also specify a unique variety of wood if you choose.

Hemlock makes a superb painting surface. Cedar is an excellent exterior grade material, highly resistant to rot and insects. Mahogany has a tight smooth grain and is naturally weather resistant. No matter what type of wood you choose, the result is a fine quality, beautiful wood door that will yield many years of reliable performance.

Wayne Dalton offers a one year limited warranty on all 7000 Series wood doors. See full text of warranty for details.




*Custom wood, stained finish, decorative hardware*

**1** choose your style:

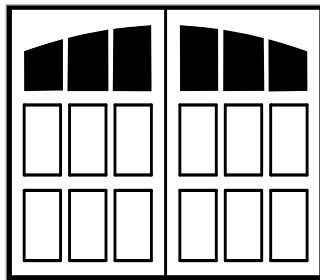
# Craftsman Collection

**Standard Construction**  
(Insulation Optional)

**Model 7104 Palomino Wide**




6 Wide Panels / 6 Lite / Square Top

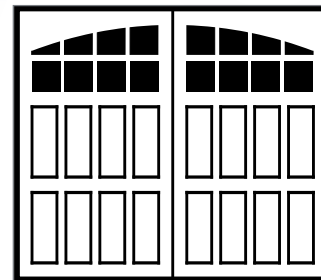


6 Wide Panels / 6 Lite / Arched Top

**Model 7104 Palomino Narrow**




8 Narrow Panels / 16 Lite / Square Top

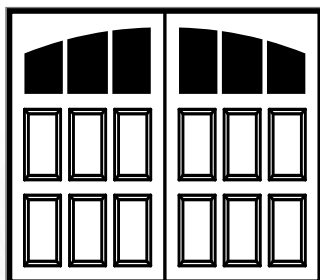


8 Narrow Panels / 16 Lite / Arched Top

**Model 7105 Stallion Wide**




6 Wide Panels / 6 Lite / Square Top




6 Wide Panels / 6 Lite / Arched Top

**Model 7105 Stallion Narrow**



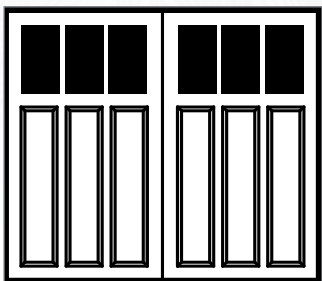
8 Narrow Panels / 16 Lite / Square Top




8 Narrow Panels / 16 Lite / Arched Top

**Premium Construction**  
(Non-Insulated)

**Model 7420 Cabriolet**

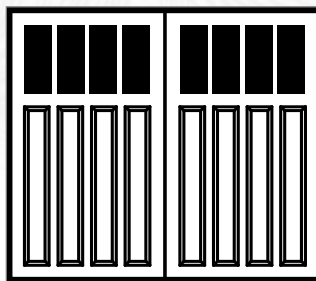


3 Wide Panels / 6 Lite / Square Top

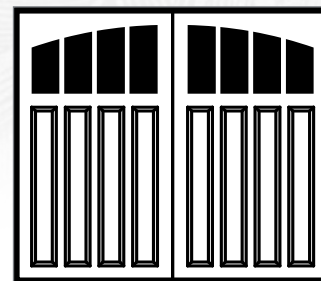


3 Wide Panels / 6 Lite / Arched Top

**Model 7421 Brougham**



4 Narrow Panels / 8 Lite / Square Top



4 Narrow Panels / 8 Lite / Arched Top


See additional window options on page 10




*7420 Cabriolet, stained finish, 12 Lite Arched windows*

# Equestrian Collection

## Model 7101 Clydesdale Grooved

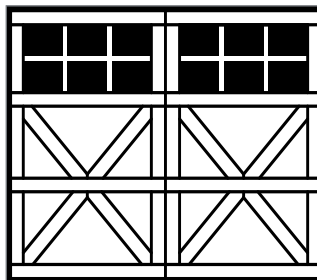


Crossback Panel / Grooved  
6 Lite / Square Top

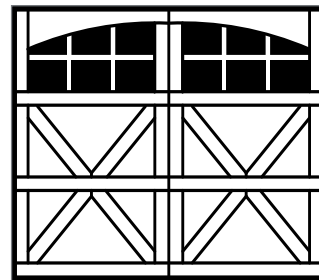


Crossback Panel / Grooved  
6 Lite / Arched Top

## Model 7101 Clydesdale

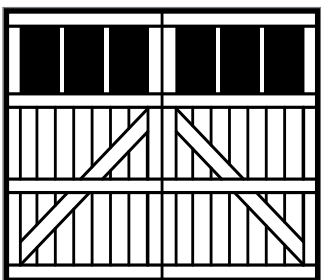


Crossback Panel / 12 Lite /  
Square Top

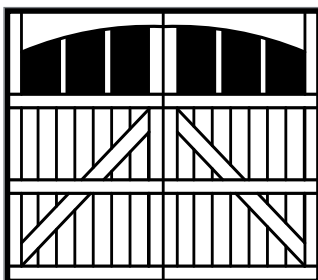


Crossback Panel / 12 Lite /  
Arched Top

## Model 7102 Appaloosa Grooved

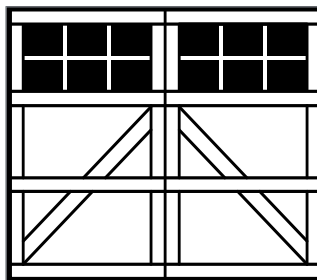


Diagonal Panel / Grooved  
6 Lite / Square Top

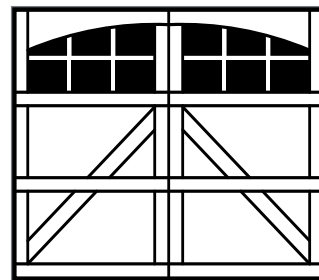


Diagonal Panel / Grooved 6  
Lite / Arched Top

## Model 7102 Appaloosa

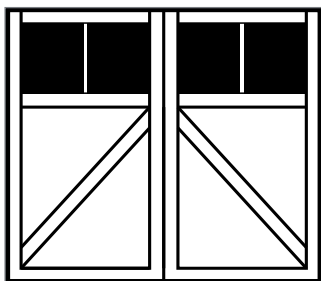


Diagonal Panel / 12 Lite /  
Square Top

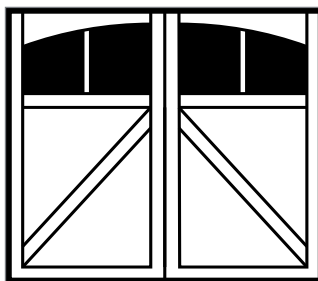


Diagonal Panel / 12 Lite /  
Arched Top

## Model 7410 Saratoga

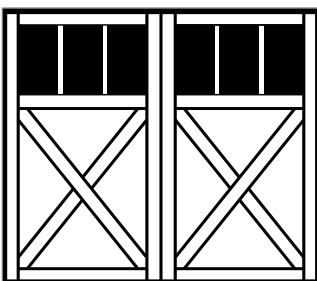


Single Panel / 4 Lite /  
Square Top

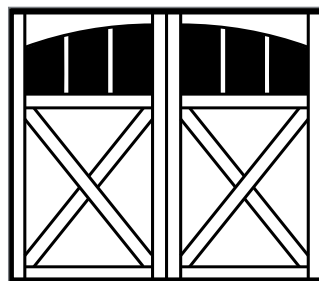


Single Panel / 4 Lite /  
Arched Top

## Model 7411 Belmont

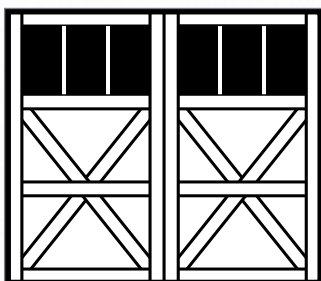


Single Panel / 6 Lite /  
Square Top

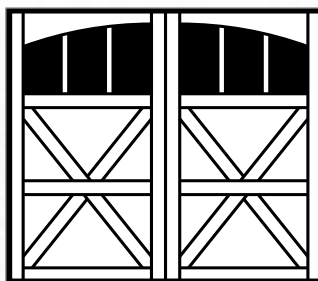


Single Panel / 6 Lite /  
Arched Top

## Model 7412 Derby



Single Panel / 6 Lite /  
Square Top



Single Panel / 6 Lite /  
Arched Top

See additional window options on page 10

\*Insulated R-value 4.75

Wayne Dalton uses a calculated door section R-value for our insulated doors.



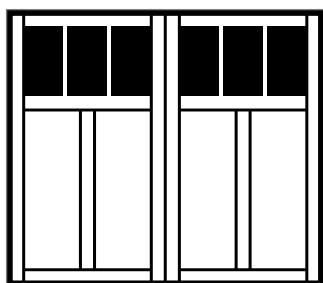
7412 Derby, stained finish 16 Lite Arched windows,  
decorative hardware

Standard Construction  
(Insulation Optional)

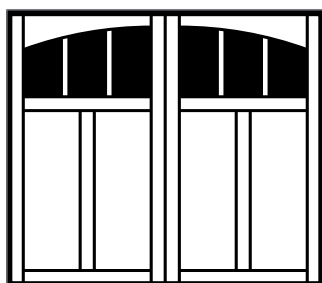
Premium Construction  
(Insulation Standard)\*

# Colonial Collection

**Model 7400 DelMar**

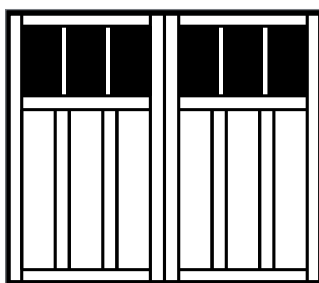


2 Raised Stiles / 6 Lite / Square Top

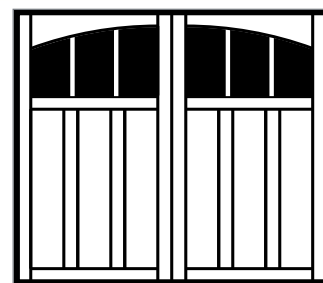


2 Raised Stiles / 6 Lite / Arched Top

**Model 7401 Preakness**

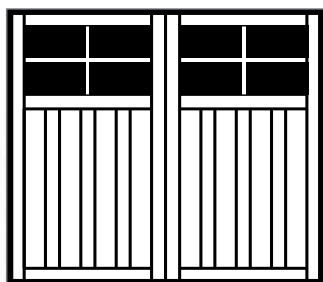


4 Raised Stiles / 6 Lite / Square Top

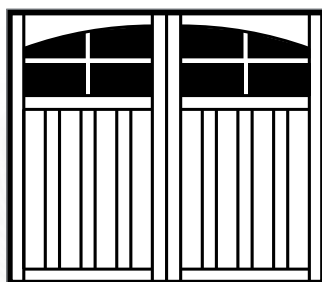


4 Raised Stiles / 6 Lite / Arched Top

**Model 7402 Churchill**

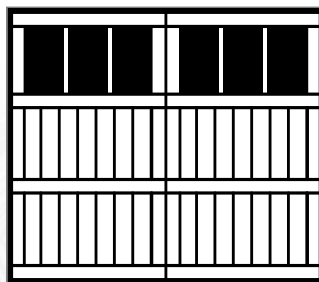


6 Raised Stiles / 8 Lite / Square Top

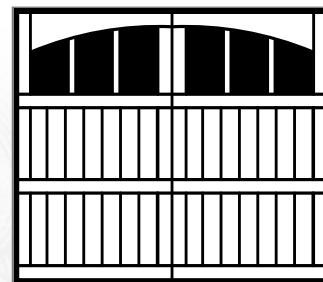


6 Raised Stiles / 8 Lite / Arched Top

**Model 7103 Mustang**



Grooved Panel / 6 Lite / Square Top



Grooved Panel / 6 Lite / Arched Top

Premium Construction  
(Insulation Standard)\*

Standard Construction  
(Insulated Optional)

See additional window options on page 10

\*Insulated R-value 4.75. Wayne Dalton uses a calculated door section R-value for our insulated doors.



Custom Equestrian Collection, Stained finish, 16 Lite Arched top windows

# Handcrafted wood designs to compliment any type of home.



*Custom Equestrian Collection, Single Panel, 6 Lite Square Top with custom pass doors*

# 2 choose your wood species:

Contact your Wayne Dalton Dealer to see samples of wood options.

*Consult factory for pricing												
Doors provided in unfinished, paint-grade or stain-grade wood.	Roughsawn Plywood	T1-11 4" Groves Plywood	T1-11 8" Groves Plywood	Smooth/Luan Plywood	Medium Density Overlay (MDO)	Hemlock	*Spanish Cedar	*Meranti Mahogany	Western Red Cedar	*Knotty Cedar	African Mahogany	*Douglas Fir
<b>Craftsman Collection</b>												
†7104 Palomino Narrow				•	•							
†7104 Palomino Wide					•							
†7105 Stallion Narrow						•	•	•	•		•	•
†7105 Stallion Wide						•	•	•	•		•	•
†7420 Cabriolet						•	•	•	•		•	•
†7421 Broughman						•	•	•	•		•	•
<b>Equestrian Collection</b>												
7411 Belmont	•	•	•	•	•	•	•	•	•	•	•	•
7412 Derby	•	•	•	•	•	•	•	•	•	•	•	•
7410 Saratoga	•	•	•	•	•	•	•	•	•	•	•	•
†7101 Clydesdale				•	•							
†7102 Appaloosa				•	•							
<b>Colonial Collection</b>												
†7103 Mustang					•							
7400 DelMar	•	•	•	•	•	•	•	•	•	•	•	•
7401 Preakness	•	•	•	•	•	•	•	•	•	•	•	•
7402 Churchill	•	•	•	•	•	•	•	•	•	•	•	•
<b>Overlay Trim Options</b> <span style="float: right;">Consult factory for pricing</span>												
		Medium Density Fiberboard (MDF)		Hemlock	Spanish Cedar	Meranti Mahogany	Western Red Cedar	Knotty Cedar	African Mahogany		Douglas Fir	
<b>Equestrian Collection</b>												
7400 Belmont, 7412 Derby, 7410 Saratoga		•		•	•	•	•	•	•		•	•
<b>Colonial Collection</b>												
7400 DelMar, 7401 Preakness		•		•	•	•	•	•	•		•	•

†Additional wood options available. Please consult your factory wood door specialist





*Custom wood, stained finish, Arched top with hardware*

# 3 choose your windows:

The following depicts most window options. Not all options are available for all models. Consult your local dealer for additional window options that may be available.

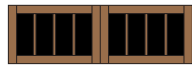
### SQUARE TOP TRUE VERTICAL DIVIDED



4 Lite




6 Lite



8 Lite

### SQUARE TOP DOUBLE DOOR TRUE VERTICAL DIVIDED



8 Lite



12 Lite

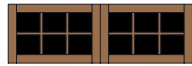


16 Lite

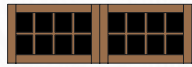
### SQUARE TOP TRUE CROSS DIVIDED



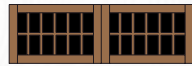
8 Lite



12 Lite

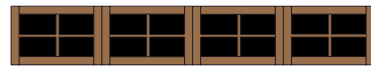


16 Lite

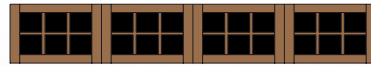


24 Lite

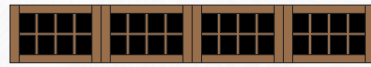
### SQUARE TOP DOUBLE DOOR TRUE CROSS DIVIDED



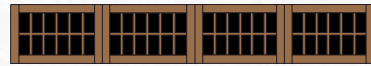
16 Lite



24 Lite

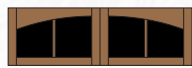


32 Lite

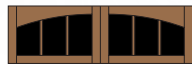


48 Lite

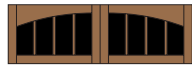
### ARCHED TOP TRUE VERTICAL DIVIDED



4 Lite

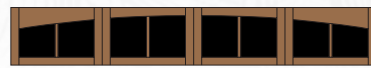


6 Lite

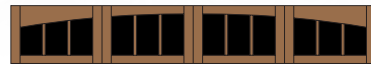


8 Lite

### ARCHED TOP DOUBLE DOOR TRUE VERTICAL DIVIDED



8 Lite



12 Lite



16 Lite

## Glass Options



Clear



Gray



Bronze



Satin Etched



Obscure



Antique

Actual glass colors may vary slightly from brochure.

### ARCHED TOP TRUE CROSS DIVIDED



8 Lite



12 Lite



16 Lite



24 Lite

### ARCHED TOP DOUBLE DOOR TRUE CROSS DIVIDED



16 Lite



24 Lite



32 Lite



48 Lite

### ARCHED TOP DOUBLE DOOR - DOUBLE ARCH TRUE VERTICAL DIVIDED



8 Lite



12 Lite



16 Lite

### ARCHED TOP DOUBLE DOOR - DOUBLE ARCH TRUE CROSS DIVIDED



16 Lite



24 Lite



32 Lite



48 Lite



Obscure Glass

# 4

## choose your hardware:

Our decorative hardware collections bring out a distinctive, yet subtle, touch of individuality to your garage door.

People will notice your attention to detail and your striking good taste. Every piece is made from black powder coated steel. Additional accent pieces are available to match or complement your selection.

Knockers, corner brackets and clavos give a respectful nod to the decorative nails and studs craftsmen have used to accent their doors for hundreds of years.



Arrow




Barcelona



Spear



Conifer



Fleur De Lis



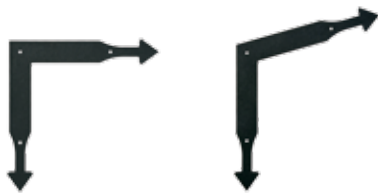
Aspen



Fleur De Lis Knocker



Lion Head Knocker



Corner hardware is also available in all styles, Arrow shown.



Fleur De Lis Levers



Fleur De Lis Lift Handle



Pyramid Clavos



Round Clavos



Custom wood, natural finish, with decorative hardware

For full decorative hardware options, see dealer for details.



*Custom wood, stained finish,  
custom clear windows*

## custom wood doors



*Custom wood, stained finish, decorative hardware*



*Custom wood, stained finish,  
satin etched privacy glass*

At Wayne Dalton, you have the freedom to create your own custom wood door design along with custom wood materials. So go ahead, day dream about what design will complement your home and give it the best curb appeal on the block.

*If you can dream it, we can build it.*



*Custom wood, stained finish*





*Custom Equestrian Collection, stained finish, 32 Lite square windows*



BEFORE

AFTER

7104 Palomino, stained finish,  
6 Lite square windows (single door),  
12 Lite square windows (double door)

# Garage Door Design Center

[www.Wayne-Dalton.com](http://www.Wayne-Dalton.com)

Go to Wayne-Dalton.com today and click on Design Center. Here you can upload a photo of your home and experiment with panel designs, color options, window styles and hardware designs. Instant curb appeal awaits with just the click of your mouse!



SOLD AND DISTRIBUTED BY:

2501 S. State Hwy 121 Bus., Ste 200  
Lewisville, TX 75067  
[www.wayne-dalton.com](http://www.wayne-dalton.com)

© 2015 Wayne Dalton, a Division of Overhead Door Corporation. Consistent with our policy of continuing product improvement, we reserve the right to change product specifications without notice or obligation. Item 341701 5M 09/15 JAR