




6600 SERIES

CARRIAGE HOUSE STEEL

An insulated steel door available
in a variety of sophisticated
Carriage House designs.




Springfield Arched Top panel, Almond/White finish, decorative hardware


1 choose your style:

All door top sections are available in arched or square designs.
 Double car door designs are equivalent to 2 single-car doors side by side.


Square Top



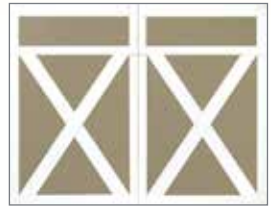
Arlington




Ashburn




Brunswick




Lexington




Richmond




Savannah



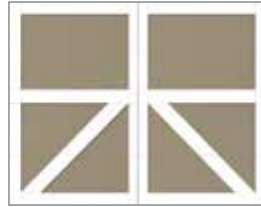
Somerset




Springfield



Bellview



Kingston




Westfield

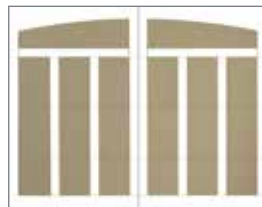
Arched Top (windows not available with arched top overlay designs)



Arlington




Ashburn



Brunswick




Lexington



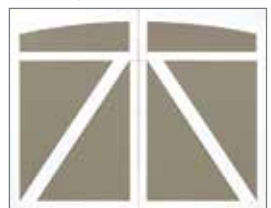
Richmond



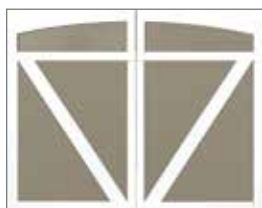
Savannah



Somerset




Springfield



Bellview



Kingston



Westfield

Overlay Texture Options



Smooth



Wood Grain

2

choose your color:

DecaTrim™ II overlays are provided in White only. For a two-toned look, choose from, Almond, Taupe, Brown or Black as shown below.



White/White



Almond/White



Taupe/White



Brown/White



Black/White

Actual colors may vary from brochure due to fluctuations in the printing process. Always request a color sample from your Dealer for accurate color matching.



Bellview Arched Top panel, Brown/White finish, decorative hardware

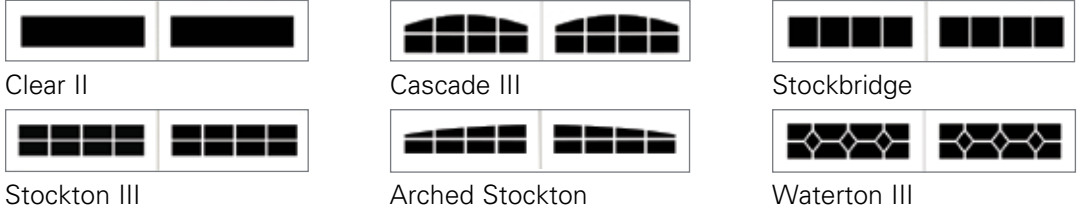
3

choose your windows:

Window patterns are shown for a typical single-car door. Spacing of windows may change depending on door size. Not all windows are available in all door sizes.


DecaTrim™ II windows

The following standard window options feature a smooth DecaTrim™ II overlay board to match the door's design.




Cold Environment windows

For northern regions with extreme cold environments, the following upgraded windows are strongly recommended. These windows include two plastic frames that provide an extra seal to protect the door section from harsh weather conditions. Optional 1/2" insulated glass is also available.




Wood grain overlay windows

For doors ordered with wood grain overlays, the following windows are available.



4

choose your hardware:



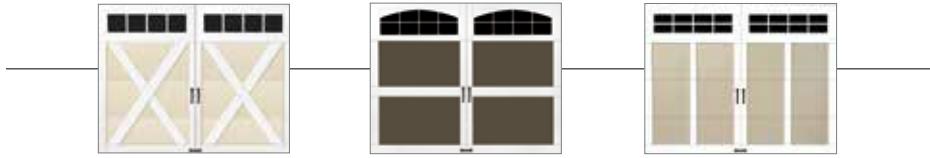
Two Spear pull handles and one bottom lift handle are included for single car doors. Double car doors come with two sets of decorative hardware (four Spear pull handles and two bottom lift handles).

Additional hardware options are shown below.



unique. durable. stylish.

the envy of the neighborhood.



Made with two layers of steel, polyurethane foam insulation and DecaTrim™ II overlays, the Model 6600 is not only durable, but a unique way to add style and curb appeal to your home.



Brunswick Square Top panel, Almond/White finish, Cold Environment Stockbridge windows, decorative hardware

performance features



Insulation

Model 6600 comes with foamed-in-place polyurethane insulation with an R-value of 12.12*, which can improve the thermal efficiency of your garage space, reduce street noise and make the door operate more quietly.



Durable DecaTrim™ II Overlays

These overlay boards are specially treated to resist termites, weather and fungal decay.

Joint Seals

Snug fitting tongue-and-groove section joints reduces wind and weather from entering the garage.

*Wayne Dalton uses a calculated door section R-value for our insulated doors.

Heavy Duty Hinges

Attractive 14-gauge heavy duty hinges provide maximum strength between sections, stability and smoother door operation.

Quiet Rollers

Ball-bearing rollers with nylon wheels and solid steel shafts provide years of smooth, quiet and dependable service.

Windsafe™

Available with optional hardware and reinforcement for high-wind regions. Please consult your dealer for details.



Model 6600 offers a Limited Lifetime Warranty on the steel skin. Two year warranty against delamination on factory attached overlay material. Warranties vary by model, and are available upon request. See full text of warranty for details.

BEFORE

AFTER *Ashburn Square Top Panel, Almond/White finish, 6600 DecaTrim™ II Stockton III windows, decorative hardware*



Garage Door Design Center

www.Wayne-Dalton.com

Go to Wayne-Dalton.com today and click on Design Center. Here you can upload a photo of your home and experiment with panel designs, color options, window styles and hardware designs. Instant curb appeal awaits with just the click of your mouse!



SOLD AND DISTRIBUTED BY:

2501 S. State Hwy 121 Bus., Ste 200
Lewisville, TX 75067
www.wayne-dalton.com

© 2015 Wayne Dalton, a Division of Overhead Door Corporation. Consistent with our policy of continuing product improvement, we reserve the right to change product specifications without notice or obligation. Item 351657